
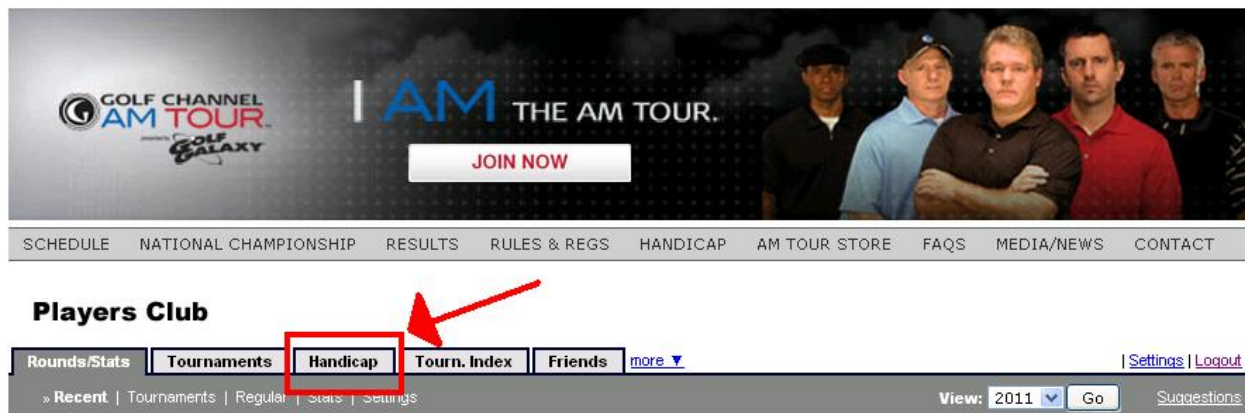


## How to print your handicap card


1. Log-In to your Players Club account at [www.gcamtour.com](http://www.gcamtour.com)



2. After you log-in click the **Handicap** tab:



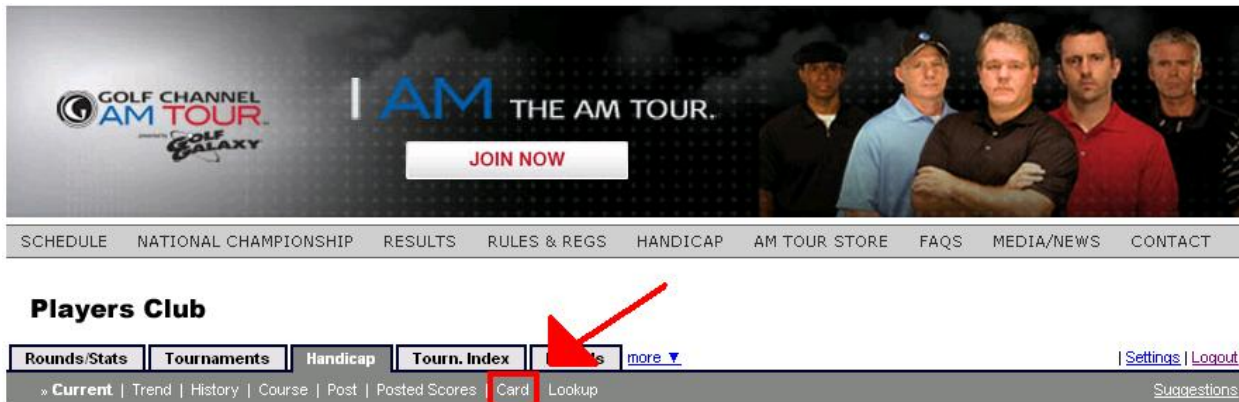
- Now that you have clicked the **handicap** tab you have the ability to view/use all features that relate to your **handicap**




### Players Club



- For this how-to you want to click **Card**



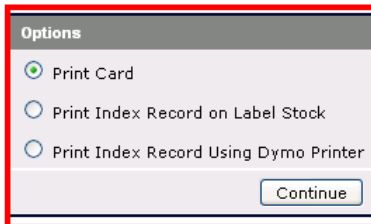
5. You will now see that you have three options, Print Card, Print Index Record on Label Stock and Print Index Record Using Dymo Printer




## Players Club



## Print Handicap Card



6. For this example, click the button next to **Print Card**, and then **continue**.



## Players Club




## Print Handicap Card



7. Now simply print your handicap card by clicking **Print**.

Print Done

Card should be printed on 8.5x11" heavy stock paper.

 **MEMBER**

Network ID:  
**Peter**  
The Golf Channel Players Club - Pittsburgh

**NAME:** **ID:**  
**CLUB:** The Golf Channel Players Club - Pittsburgh  
**USGA HCAP INDEX@:** 14.3  
**EFFECTIVE:** 03/01/2011 - **SCORES POSTED:** 20

	Score History	Most Recent	First	* If Used
<b>1</b>	92TI *	92TI	99TI	93TI 113TI
<b>6</b>	101TI	98TI	98TI	89TI * 83TI *
<b>11</b>	102TI	95TI *	94TI	82TI * 92TI *
<b>16</b>	79TI *	89TI *	89TI *	87TI * 93TI