

Allowed and Prohibited Uses of Equipment (Rule 4.3)

Dear PGA Member,

Since 2008 The PGA Local Rules and Terms of the Competition card has permitted the use of Distance Measuring Devices and from January 2019 has been allowed under Rule 4.3 of the Rules of Golf as published by the R&A.

What's The Rule?

Rule 4.3a allows the use of distance-measuring devices so long as the player does not access any information that is prohibited under this Rule (details below). The first breach of this Rule means the player gets a loss of hole penalty in match play or a two-stroke penalty in stroke play. A second breach of Rule 4.3 during the same round results in disqualification.

TYPES OF DEVICES		PLAYER ACTIONS		
<p>STAND-ALONE DEVICES Common stand-alone devices include laser rangefinders, handhelds and watch-style GPS units</p> <p>Laser rangefinder GPS watch Handheld GPS unit</p>	<p>MULTI-FUNCTIONAL DEVICES Common multi-functional devices include mobile phones and tablets.</p> <p>Mobile phone Tablet</p>	<p>A player may use a device that is capable of operating a prohibited function, provided these specific functions are not accessed by the player during the round. "Access" is interpreted to mean that the player has viewed or otherwise used the information generated by a prohibited function, or the player uses a device where such output is displayed.</p>	<p>WHAT CAN I ACCESS?</p> <ul style="list-style-type: none"> Distance between two points (actual) Pre-published information (e.g. swing tips or advice on playing the hole) Scorecard Local weather information or alert for nearby lightning Chart showing average club distances, obtained from prior rounds, for a wide range of clubs 	<p>WHAT CAN'T I ACCESS?</p> <ul style="list-style-type: none"> Displays of effective playing distances (e.g., slope-based and other plays-like distance information) Club recommendation Processed or analysed club distances from current round Gauged or measured variable environmental conditions such as wind speed or altitude Analysis or display of swing, set-up or other swing mechanics

USE ADDITIONAL CARE

If a device is readily viewable by the player (e.g., the player is wearing a multi-functional watch) and information is being displayed that, if accessed, would result in a breach of the Rules, the player is considered to have "used" the information generated by a prohibited function, even if the player has not actually viewed it.



©PGA is a registered trademark of The Professional Golfers' Association Limited

Interpretation on Putting Green Information

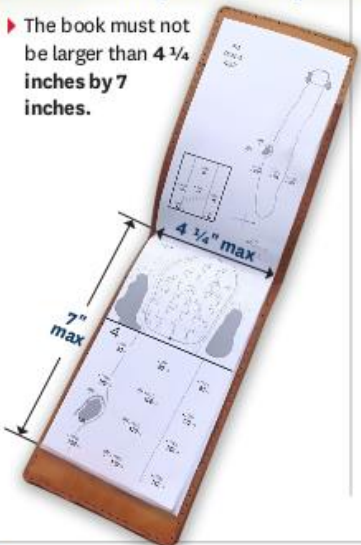
This interpretation of Rule 4.3 limits the size and scale of detailed putting green maps and any similar electronic or digital materials that a player may use during a round to help with reading his or her line of play on the putting green so that a player's ability to read a green remains an essential part of the skill of putting. If a player uses materials to read the line of play on the putting green that do not satisfy Steps 1 – 3 the player is in breach of Rule 4.3a.

Putting Green Maps

The player is allowed to use a putting green map or other putting green information, except that:

1 SIZE LIMIT (4 ¼" X 7")

▶ The book must not be larger than 4 ¼ inches by 7 inches.



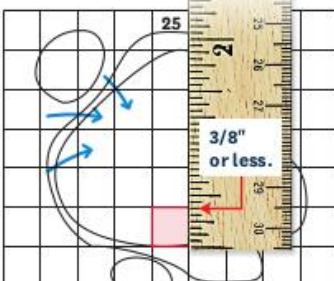
2 SCALE LIMIT (1:480)

▶ Any printed image of a putting green in the book must not be larger than the scale limit.

HOW TO CHECK:

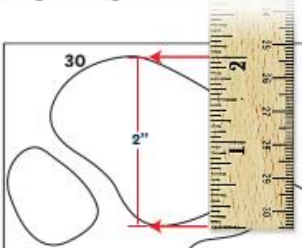
5 Yard Grid Method

Many books use green images that have 5-yard grids. To meet the scale limit, each 5-yard square must be 3/8" or less.



Green Depth Measure Method

If the book does not have 5-yard grids, measure the green depth using any of the examples below. If it is at the given length or shorter, it is within the scale limit.



- ▶ 20 yards = 1 ½"
- ▶ 25 yards = 1 7/8"
- ▶ 30 yards = 2 ¼"
- ▶ 35 yards = 2 5/8"
- ▶ 40 yards = 3"
- ▶ 45 yards = 3 3/8"

YOU CAN ALSO USE THIS METHOD TO MEASURE THE GREEN WIDTH.

3 HANDWRITTEN NOTES


HANDWRITTEN NOTES MUST ONLY BE:


Made by the player using it, or by any of the following:

- ▶ the player's caddie
- ▶ the partner or partner's caddie
- ▶ the advice giver (in team competitions)

AND

- ▶ on a piece of paper that meets the SIZE LIMIT (see step 2).





© 2019 R&A Rules Limited and the United States Golf Association.


Electronic or Digital Putting Green Maps

In electronic or digital form, any image of a putting green must meet the above scale and size limits. Even when an electronic or digital putting green map meets the above limits, the player is still in breach of Rule 4.3 if the player uses any device in a manner not consistent with the purpose of these limits, such as by:

- Increasing the size of the green's representation beyond the scale or size limits;
- Producing a recommended line of play based on the location (or estimated location) of the player's ball (see Rule 4.3a(1)).

Any questions relating to the above should be directed towards the Tournament Director on site or through the PGA National Tournament Department.

Best Regards,

A handwritten signature in black ink, appearing to read 'Chris Joyce', is centered on a light gray rectangular background.

Chris Joyce
Head of Tournament Operations
January 2022