


## Scoring via The PGA App

It is essential that you check in to the tournament via the app to enable scoring to take place. This should not take more than 2-3 minutes and must be done before any competition round starts.

### Check in via text

You will receive a text message from the pga containing a link. In order to check in you must click on the link and launch The PGA app. This will then automatically check you into the tournament.

Check in using the PGA App: [https://pgagbi.bluegolf.com/a/?B73FO\\_6Xn6fFAYWYRoJI9M8CWb3cAEAjlawlor36](https://pgagbi.bluegolf.com/a/?B73FO_6Xn6fFAYWYRoJI9M8CWb3cAEAjlawlor36)



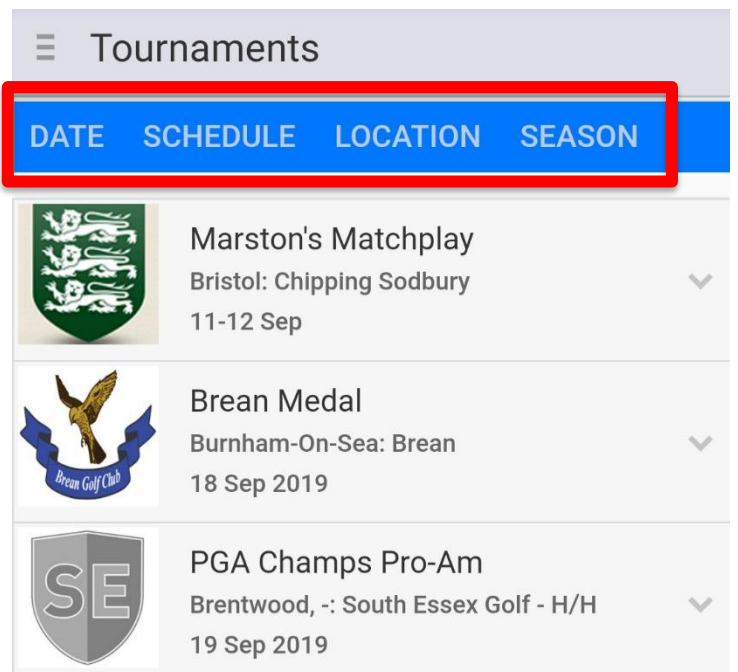
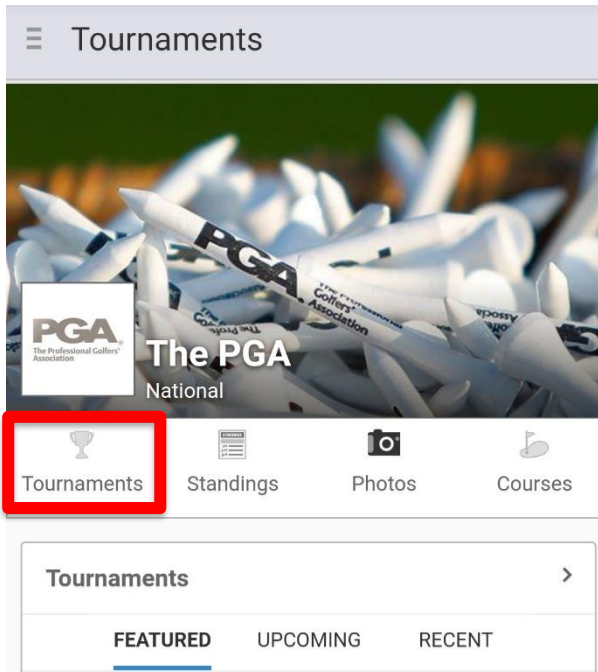
### Check-In with a code

To check-in with a code please see the following steps.


- Open The PGA App. (You will be required to download app via the app store or google play store. We advise this is done well in advance of the tournament)



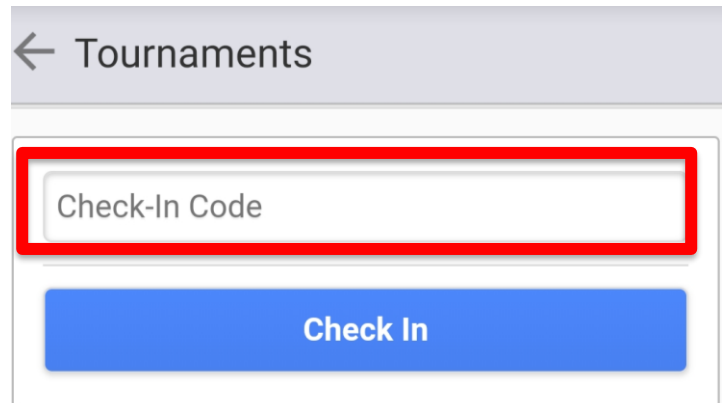
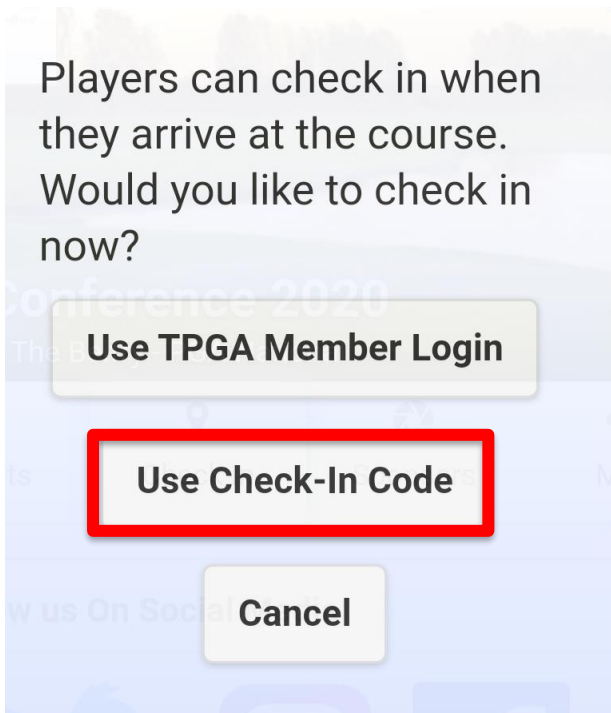
- Go to the tournament that is being played. You may need to search for this via the tournaments link as highlighted below. To make it easier you can filter tournament down by date, schedule, location and season/year.



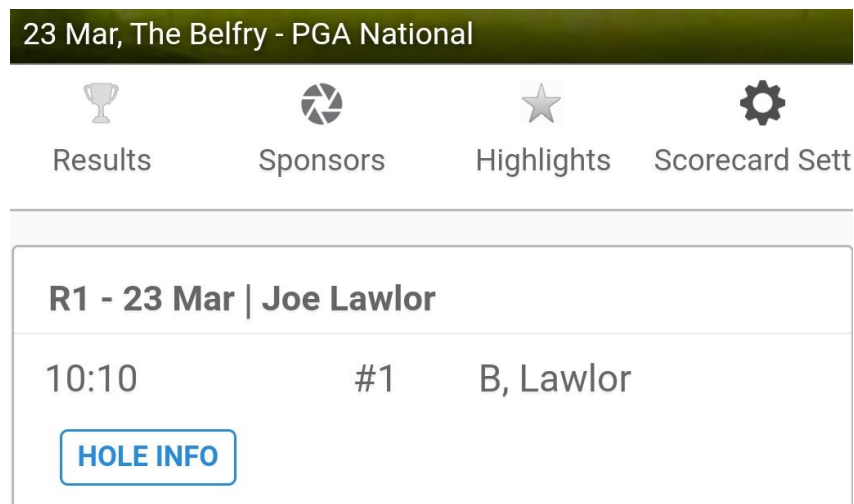
- Once on the tournament, click on the check-in link as seen below.



- Click on Use Check-In Code, then enter the code provided by PGA Staff



- Once checked in, you will see a personalized version of the tournament information page with player starting time, pairing and a "Hole Info" button displayed.



# Scoring

Once checked in you will be required to input scores. This is done by the following steps.

- Click on "hole info"

23 Mar, The Belfry - PGA National

Results Sponsors Highlights Scorecard Sett

R1 - 23 Mar | Joe Lawlor

10:10 #1 B, Lawlor

**HOLE INFO**

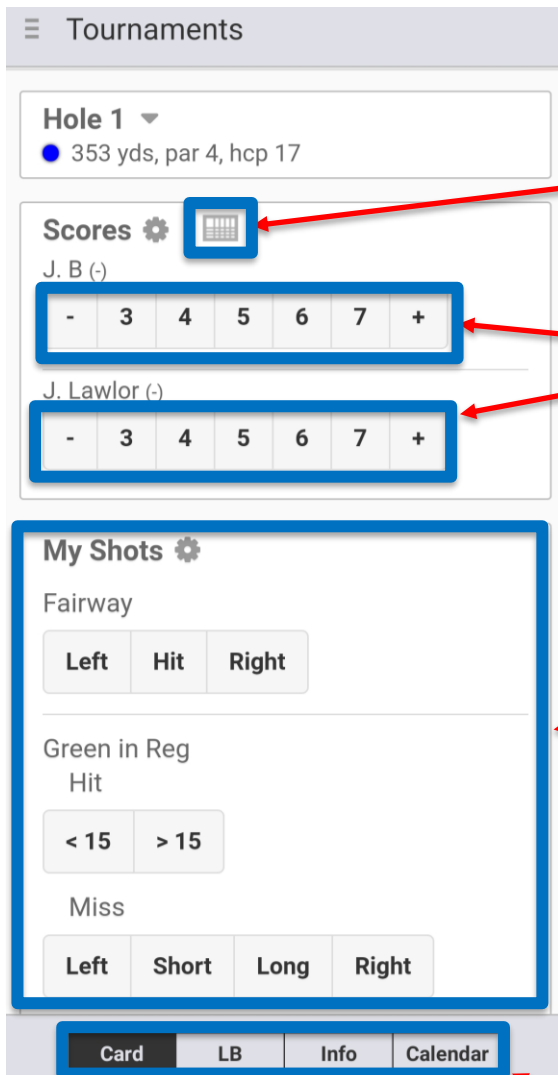
You will then see a yardage book view of the 1<sup>st</sup> hole. You will be able to move the cursor on the hole to view different yardages and you are able to zoom into the hole by pinching the screen in and out.

Hole 1 ▾ The Belfry - PGA National

● 353 yds, par 4, hcp 17

If you are not going to be started at 1<sup>st</sup> hole, you can easily change what hole you look by clicking on the hole number and from the dropdown.

- By swiping left you will now have access to your scorecards and stats. This is where you can input your own and playing partners scores for the hole. This is done by clicking on the number. Once completed swipe left to move onto the next hole.



Click here for an overall scorecard view

Scores are imputed by clicking the numbers. The "+" & "-" can be used for scores that are above or below the displayed.

Stats can also be tracked via this page and accessed via [TBC](#)

If you would like to look at the leaderboard, tournament information page or calendar this can be done via the tabs at the bottom of the screen

**Once this has been done for all hole played you still be required to verify your scores in the tournament office with a PGA official.**