

Scoring via The EuroPro Tour App

It is essential that you check in to the tournament via the app to enable scoring to take place. This is a quick process and must be done in advance of any competition round starts.

Check in via Text

You will receive a text message from the EuroPro tournament department containing a link. In order to check in you must click on the link and launch The EuroPro app. This will then automatically check you into the tournament.

Check in using the PGA App: https://pgagbi.bluegolf.com/a/?B73FO_6Xn6fFAYWYRoJI9M8CWb3cAEajlawlor36

LAUNCH APP

GET APP

Check-In with a Code

To check-in with a code please see the following steps.

- Open The EuroPro Tour App. (You will be required to download app via the Apple Store or Google Play store. We advise this is done well in advance of the tournament)



- Go to the tournament that is being played. You may need to search for this via the tournaments link as highlighted below. To make it easier you can filter tournament down by date, schedule, location and season/year.

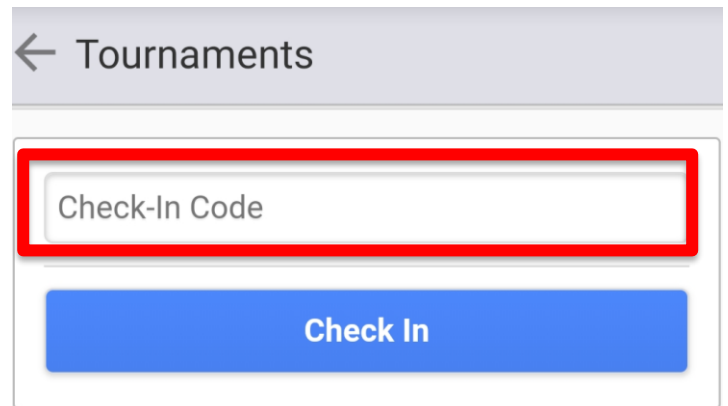
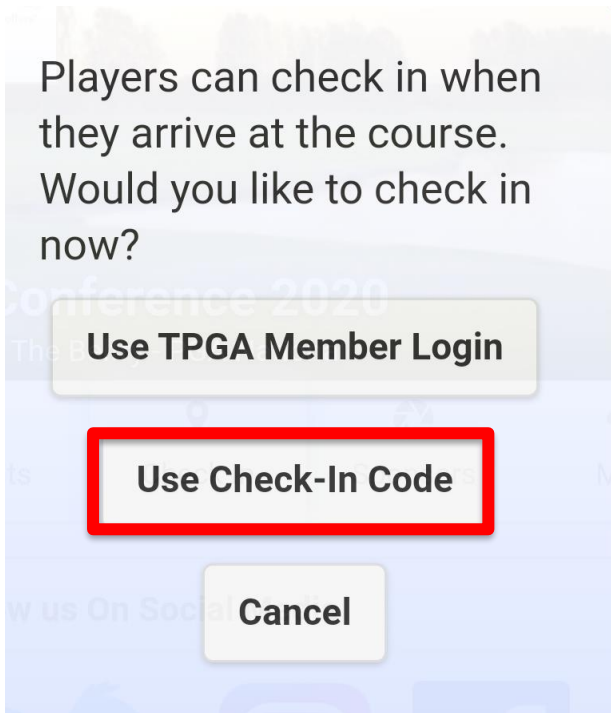
The screenshot shows the PGA EuroPro website interface. On the left, a navigation menu includes 'Tournaments', 'Membership', 'Standings', and 'Photos', with 'Tournaments' highlighted by a red box. The main content area displays a list of tournaments with columns for 'DATE', 'LOCATION', and 'SEASON', which are also highlighted by a red box. The list includes:

| DATE | LOCATION | SEASON |
|----------------|---|-----------------------------------|
| 29-30 Sep | West Sussex, -: Mannings Heath Golf ... | Qualifying School Stage 1 Man... |
| 30 Sep - 1 Oct | Liverpool, -: Formby Hall GC Old Course | Qualifying School Stage 1 For... |
| 6-7 Oct | Newbury, -: Donnington Grove GC | Qualifying School Stage 1 Don... |
| 6-7 Oct | Luton, -: Luton Hoo Hotel Golf & S | Qualifying School Stage 1 Luto... |

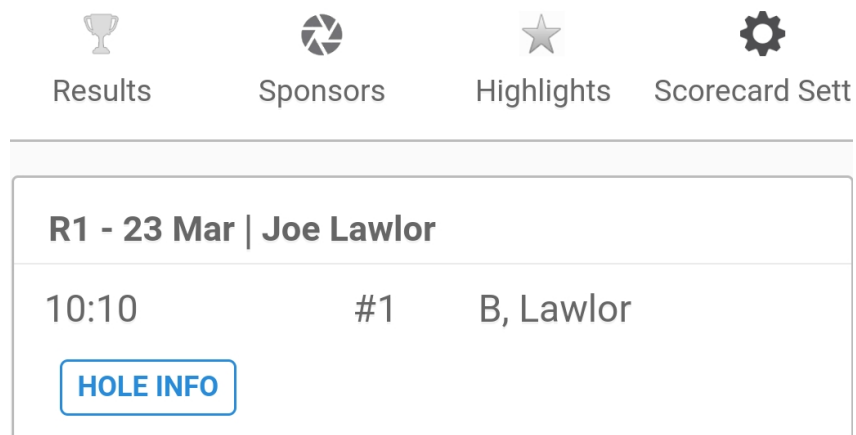
- Once on the tournament, click on the check-in link as seen below.

The screenshot shows the tournament page for 'QS1 Mannings Heath' held from '29-30 Sep, Mannings Heath Golf Club'. The page features a background image of a golf course. At the bottom, a navigation bar includes 'Results', 'Check In', 'Sponsors', and 'More', with 'Check In' highlighted by a red box.

- Click on Use Check-In Code, then enter the code provided by EuroPro Tour Staff



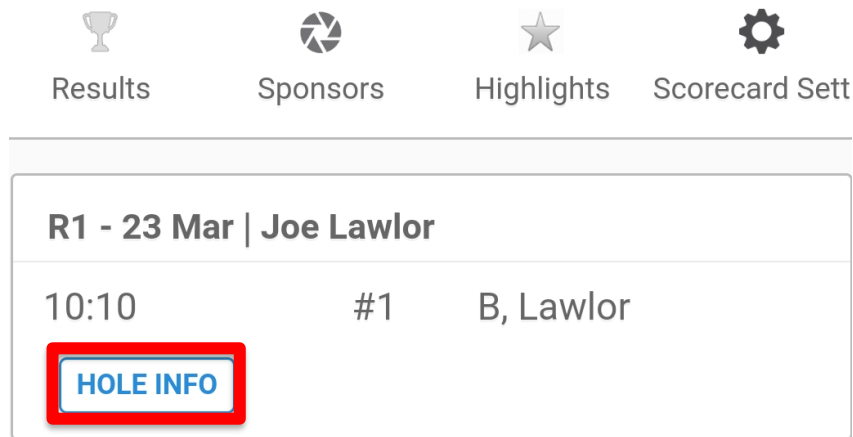
- Once checked in, you will see a personalized version of the tournament information page with player starting time, pairing and a "Hole Info" button displayed.



Scoring

Once checked in you will be required to input scores. This is done by the following steps.

- Click on **"hole info"**

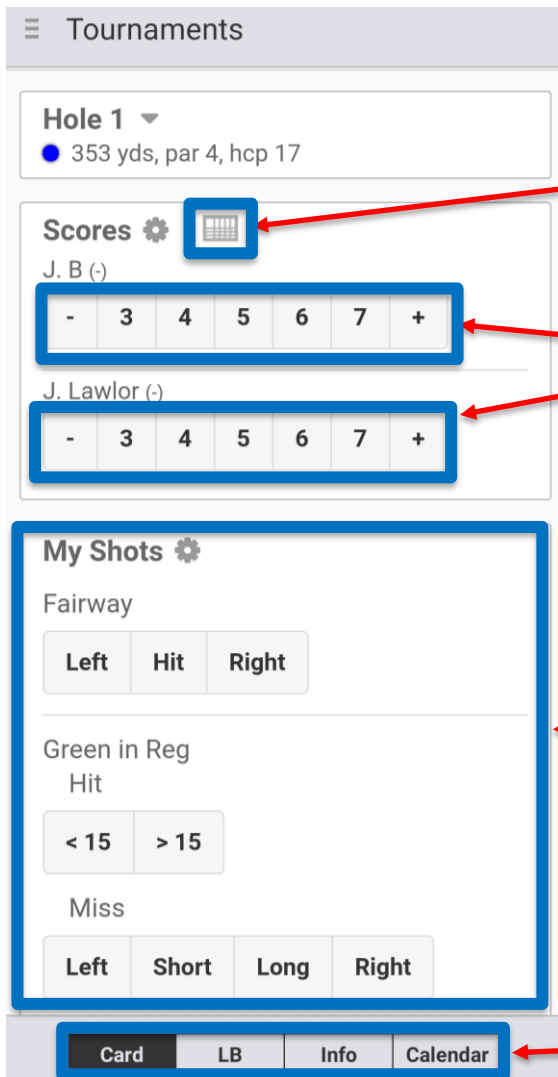


You will then see a yardage book view of the 1st hole. You will be able to move the cursor on the hole to view different yardages and you are able to zoom into the hole by pinching the screen in and out.



If you are not going to be started at 1st hole, you can easily change what hole you look by clicking on the hole number and from the dropdown.

- By swiping to the left you will now have access to your scorecards and stats. This is where you can input your own and playing partners scores for the hole. This is done by clicking on the number. Once completed swipe left to move onto the next hole.



Click here for an overall scorecard view

Scores are imputed by clicking the numbers. The "+" & "-" can be used for scores that are above or below the displayed.

Stats can be tracked.

If you would like to look at the leaderboard, tournament information page or calendar this can be done via the tabs at the bottom of the screen

Once this has been done for all hole played you still be required to verify your scores in the tournament office with a PGA official.